



# Gender Pay Gap Report

## April 2020

Published October 2021

# Introduction

---

Premiere Employment Group Limited, which trades as Premiere People NI in Northern Ireland is a multi-sector recruitment business..

We welcome the opportunity to publish our gender pay gap report, which has been taken from the pay details of the 3937 colleagues we paid in the pay period within which the 5th April 2020 fell (referred to under the relevant regulations as the “snapshot date”), of which 49.7% were female, and 50.3% were male.

The report covers the payments made to 3883 temporary workers that work for our clients, of which 49.2% are female and 50.8% were male. The pay rates for this section of our workforce are largely set by our clients, which means we have limited ability to influence and change the gender pay gap measures contained in this report.

The business was acquired in March 2020 via a trade and asset purchase and therefore had only traded for one month prior to the snapshot date. As such, the bonus data was limited to this period and therefore should be treated with caution.

I confirm the information and data reported within this report and submitted via the Government Equalities Office gender pay gap reporting service is accurate as of the snapshot date 5 April 2020.



Ken Steers  
**Group Human Resources Director**

# Understanding our gender pay gap report

---

## How is the gender pay gap measured?

There are four key measures:

- Mean hourly pay and bonus pay gap
- Median hourly pay and bonus pay gap
- Proportion of males / females that received a bonus in the 12 month period ending on the snapshot date
- Proportion of males / females in each quartile pay band

## How is the mean hourly pay gap calculated?

The mean pay gap is expressed as a percentage and shows the difference in the average hourly rate of pay between male and female colleagues. This is calculated by adding up the hourly rates of pay for all females, and dividing this by the number of females, and doing the same calculation for men. The percentage is then calculated by taking the average hourly rate for females from the average hourly rate for males, and multiplying the result by 100.

## How is the median hourly pay gap calculated?

Firstly, you rank all female employees in order of their hourly pay rate (highest to lowest). You then find the hourly rate of pay belonging to the female that is in the middle of the list. If there is an odd number of female colleagues in the list the middle person will be easy to find e.g. if 105 females then use the hourly pay rate for the female ranked at number 53. If there is an even number of female colleagues, then you find the middle two and calculate the average hourly rate of the two e.g. if 110 employees, you calculate the average hourly rate of pay for the female colleagues ranked 55 and 56 in the list.

The same calculation is undertaken for male colleagues, with the median hourly pay gap expressed as a percentage by taking the median hourly pay rate for females from the median hourly pay rate for males and multiplying by 100.

## How is the mean and median bonus pay gap calculated?

The same as the mean and median hourly pay gaps (see above), but instead looking at the differences in the mean and median values in relation to the amount of bonus paid in the 12 month period ending on the snapshot date to male and female colleagues.

# Understanding our gender pay gap report

---

## What do the percentage pay gaps actually mean?

They effectively show how much more male colleagues earn in comparison to females in relation to average hourly rates of pay and average annual bonus payments, or vice versa.

If the percentage gap is a positive number it means, on average, our male colleagues have a higher rate of pay and / or level of bonus payments than females. If the percentage gap is shown as a negative number, it means, on average, our female colleagues have a higher rate of pay and / or level of bonus pay than their male colleagues.

### Important Note

The gender pay gaps look at comparing the pay data for all male and female colleagues regardless of their job role, so is not the same and should not be considered to show that an employer is breaching equal pay rights, which focus on ensuring male and female colleagues receive the same rate of pay for doing the same or broadly similar job role.

## What are the quartile pay bands?

This is calculated by ranking all colleagues, regardless of their gender, from the colleague(s) with the highest hourly pay rate in the organisation to the colleague(s) with the lowest hourly pay rate.

This list is then divided into four quarters, with as equal number of employees in each quartile as possible.

The report then shows the proportion of males and females in each of the following pay quartiles:

- Upper
- Upper middle
- Lower middle
- Lower

## Want to know more about gender pay gap reports?

If you would like to know more about gender pay gap reporting please visit [www.acas.org.uk/genderpay](http://www.acas.org.uk/genderpay)

# Our results for 2020

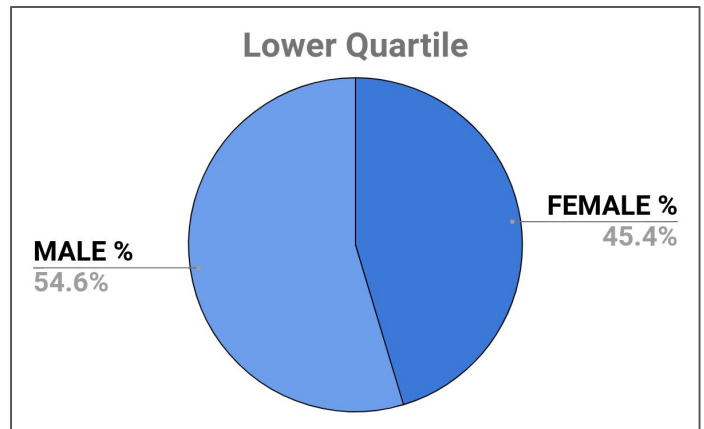
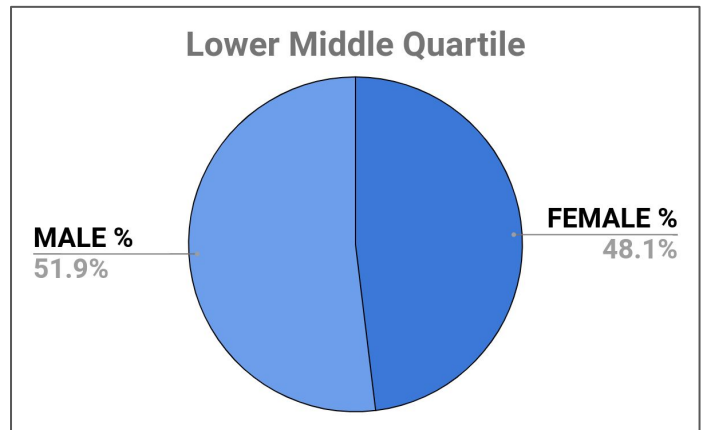
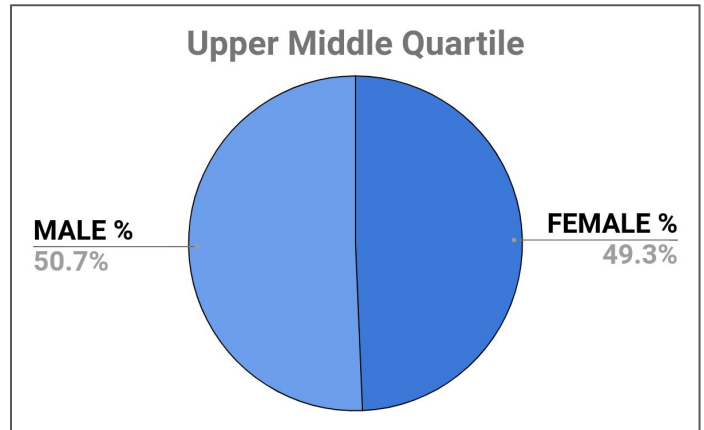
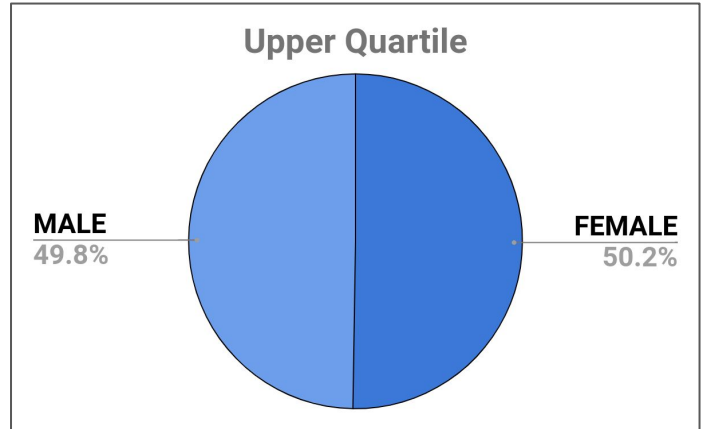
The table below shows the mean and median hourly pay and bonus pay gap for all applicable staff paid in the relevant pay period.

This includes data relating to 3883 hourly paid temporary colleagues, of which 49.7% were female and 50.3% were male. Of the 54 directly employed colleagues, 45 (83.3%) were female.

The mean and media bonus pay gap results are showing significant negative values and variances because females form a significant proportion of the direct employed workforce, and typical to the recruitment sector, most earn regular bonuses as part of their remuneration that are significantly larger than the bonuses earned by the temporary workforce..

Overall, 2.9% of females received a bonus in the 12 month reporting period vs 4.6% of males.

The charts to the right show the percentage of male and female colleagues that are contained within each pay quartile.



Measure	% Gap
Mean hourly pay gap	-2.7%
Median hourly pay gap	-2.4%
Mean bonus pay gap	-74.6%
Median bonus pay gap	-27.6%



**PremierePeople**<sup>ni</sup>

Part of Cordant Recruitment